



## Technical Data

### Submersible Pump - GSP 25-26

Revision no.

Page:  
1

Receiver

From

Company name  
Respons. Department  
Person in charge  
Phone number  
Fax no  
E-mail address



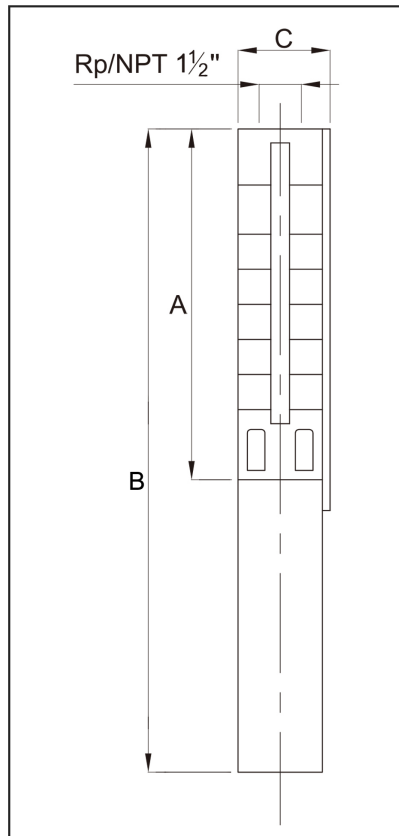


**Brand: Gol Pumps**  
**Model: GSP 25-26**

Weight (lb)		
Pump	Motor	Pump + Motor
13.6	55	68.6

Cable	
Length (Ft)	AWG
8.2	14

**Dimensions:**



Outlet	Motor Dia.	Dimensions (inch)		
		A	B	C
NPT 1 1/2"	4"	28.1"	49.8"	3.9"

Project

Project ID

Created by

Created on

Last update



# Performance Curves

## Submersible Pump - GSP 25-26

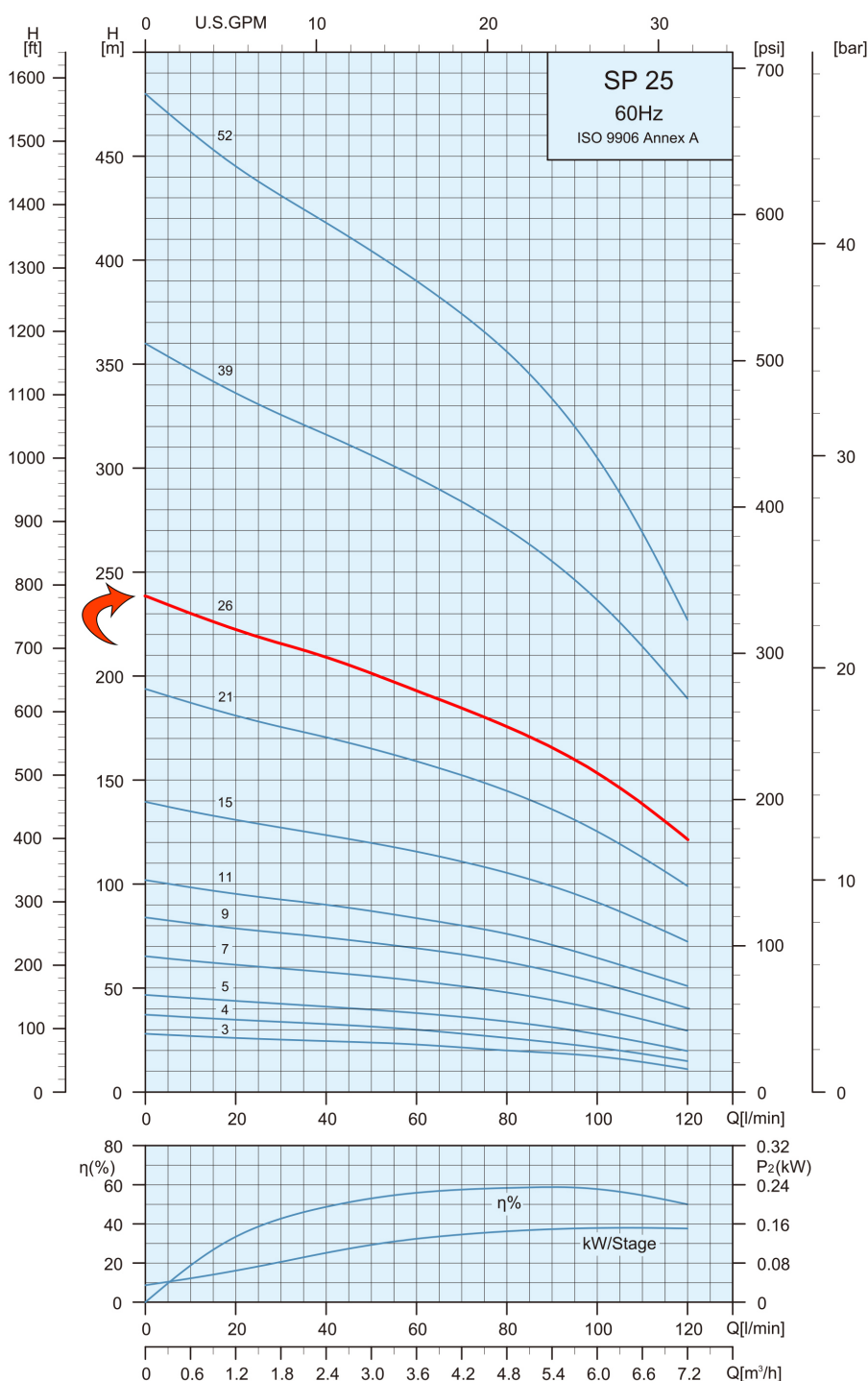
Revision no. \_\_\_\_\_

Page: 2

Receiver	From

Company name  
 Respons. Department  
 Person in charge  
 Phone number  
 Fax no  
 E-mail address

Pump Model	Motor		Q Capacity 3450RPM							
	P2		G/Min	0	15.9	18.5	21.1	23.8	26.4	31.7
	kW	HP	Head in Feet	777.6	633.2	607	577.4	544.6	502	400.3
<b>GSP 25-26</b>	3.7	5								



Project	Project ID	Created by	Created on	Last update
---------	------------	------------	------------	-------------



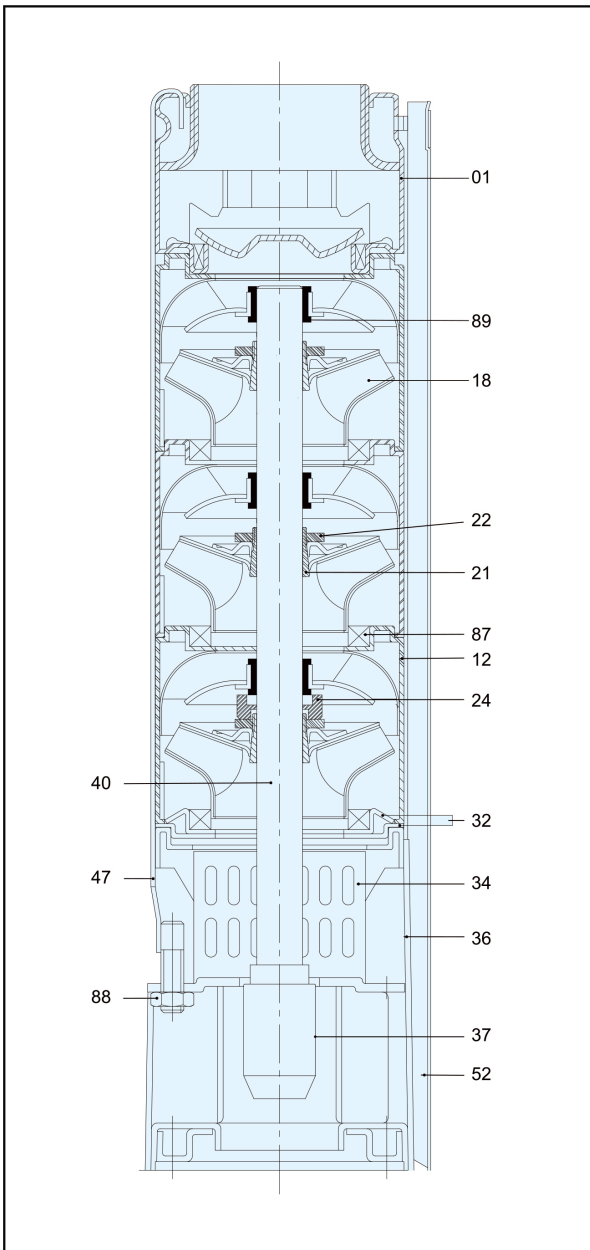
## Part List and Materials Submersible Pump - GSP 25-26

Revision no. \_\_\_\_\_  
Page: 3

Receiver	From

Company name  
Respons. Department  
Person in charge  
Phone number  
Fax no  
E-mail address

Motor Model	P2		S.F	Voltage	Phase	In	Imax	Istart	PF (%)		Efficiency (%)		RPM	Thrust
	kW	HP		V	PH	A	A	A	Allowable Load	Overload Factor	Allowable Load	Overload Factor		N
	<b>4CN6376</b>	3.7		5	1.15	460	Three	8.7	9.5	68.4	0.68	0.72		77.4



Pos.	Part Name	Materials
01	Discharge	AISI 316
12	Diffuser	AISI 316
18	Impeller	AISI 316
21	Split Cone	AISI 316
22	Split Cone Nut	AISI 316
24	Stop Ring	Carbon + Graphite + PTFE
32	Neck Ring Retainer	AISI 316
34	Strainer	AISI 316
36	Suction Interconnector	AISI 316
37	Coupling	AISI 316
40	Pump Shaft	AISI 316
47	Strap	AISI 316
52	Cable Guard	AISI 316
87	Neck Ring	AISI 316 + HNBR
88	Nut	AISI 316
89	Bearing	HNBR

Project	Project ID	Created by	Created on	Last update
---------	------------	------------	------------	-------------