



# Technical Data

## Submersible Pump - GSP 40-30

Revision no.

Page:  
1

Receiver

From

Company name  
Respons. Department  
Person in charge  
Phone number  
Fax no  
E-mail address



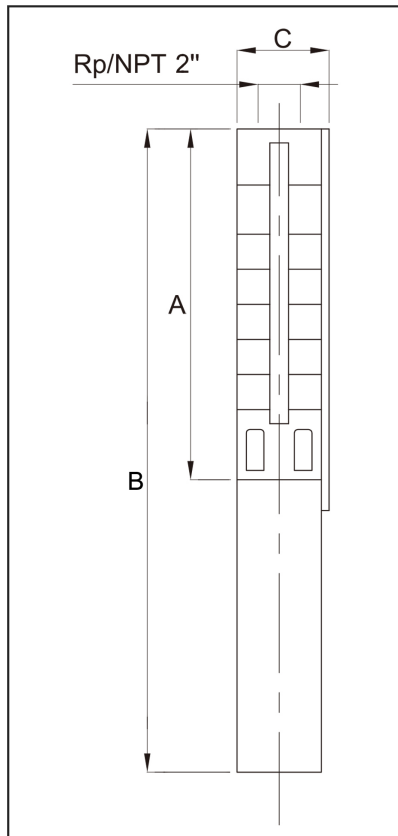


**Brand: Gol Pumps**  
**Model: GSP 40-30**

Weight (lb)		
Pump	Motor	Pump + Motor
37	68.7	105.7

Cable	
Length (Ft)	AWG
11.5	4x14

**Dimensions:**



Outlet	Motor Dia.	Dimensions (inch)		
		A	B	C
NPT 2"	4"	57.4"	84.8"	3.9"

Project

Project ID

Created by

Created on

Last update



# Performance Curves

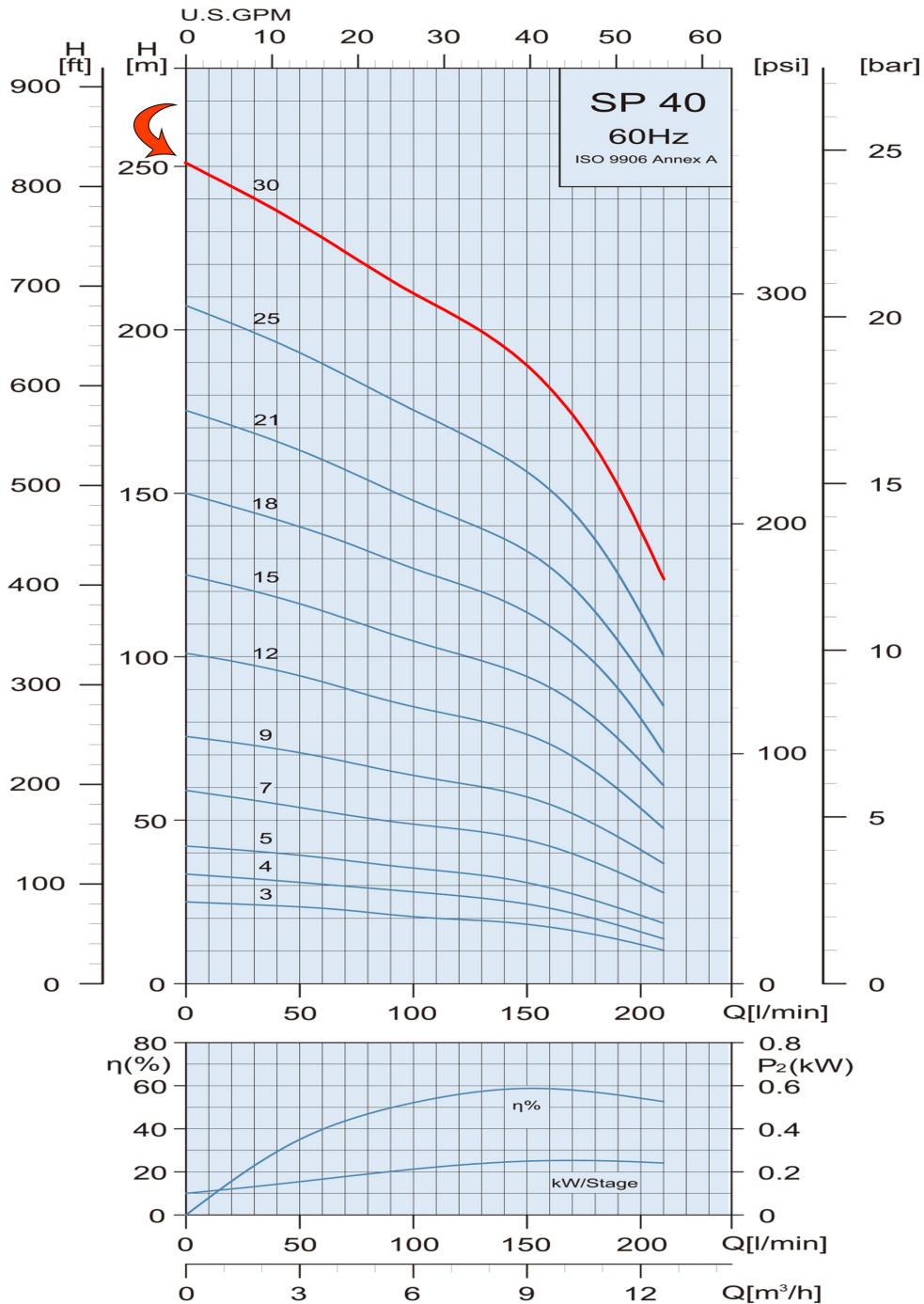
## Submersible Pump - GSP 40-30

Revision no.   
 \_\_\_\_\_   
 Page: 2

Receiver	From

Company name  
 Respons. Department  
 Person in charge  
 Phone number  
 Fax no  
 E-mail address

Pump Model	Motor		Q Capacity 3450RPM									
	P2		G/Min	0	21.1	23.8	26.4	31.7	37	42.3	47.6	52.8
	kW	HP	Head in Feet	823.5	721.8	705.4	692.3	669.3	639.8	597.1	538.1	456
<b>GSP 40-30</b>	7.5	10										



Project	Project ID	Created by	Created on	Last update



## Part List and Materials

### Submersible Pump - GSP 40-30

Revision no.

Page:

3

Receiver

From

 Company name  
 Respons. Department  
 Person in charge  
 Phone number  
 Fax no  
 E-mail address

Motor Model	P2		S.F	Voltage	Phase	In	In (SF)	Is/In	Cs/Cn	P1	Cos $\phi$	$\eta$ %	RPM
	kW	HP		V	PH	A	A			W			
<b>4GG</b>	7.5	10	1.15	460	Three	15.4	16.6	7.1	3.9	9300	0.78	80	3450

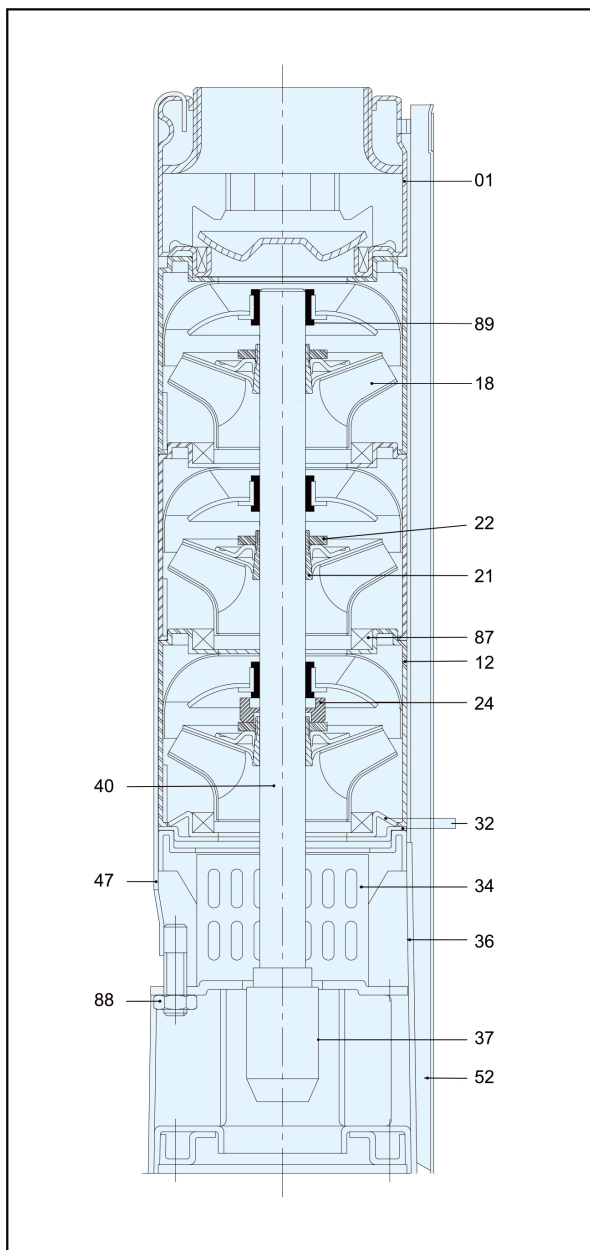
SF: Service factor

Is/In: Locked rotor current/Rated current

 Cos  $\phi$ : Power factor

In: Rated current

Cs/Cn: Locked rotor torque/Rated torque

 $\eta$ : Efficiency


Pos.	Part Name	Materials
01	Discharge	AISI 304
12	Diffuser	AISI 304
18	Impeller	AISI 304
21	Split Cone	AISI 304
22	Split Cone Nut	AISI 304
24	Stop Ring	Carbon + Graphite + PTFE
32	Neck Ring Retainer	AISI 304
34	Strainer	AISI 304
36	Suction Interconnector	AISI 304
37	Coupling	AISI 304
40	Pump Shaft	AISI 304
47	Strap	AISI 304
52	Cable Guard	AISI 304
87	Neck Ring	AISI 304 + NBR
88	Nut	AISI 304
89	Bearing	NBR

Project

Project ID

Created by

Created on

Last update